













ORIENTACION ESPACIAL

The image shows a worksheet for spatial orientation. It is divided into two main sections by a vertical black line. The left section contains four rounded rectangular boxes arranged in a 2x2 grid, outlined in purple. Below this section is a large purple arrow pointing to the left. The right section also contains four rounded rectangular boxes arranged in a 2x2 grid, outlined in blue. Below this section is a large blue arrow pointing to the right.

ORIENTACION ESPACIAL



ORIENTACION ESPACIAL



ORIENTACION ESPACIAL

